





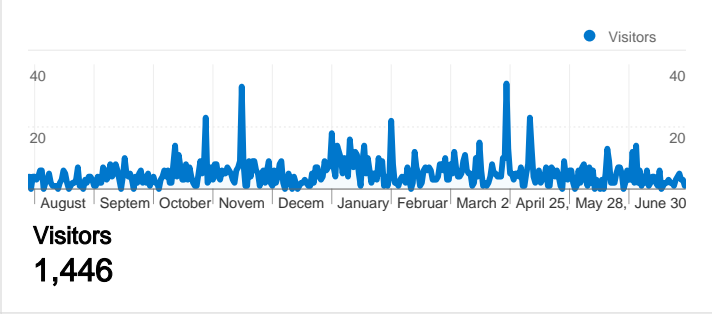


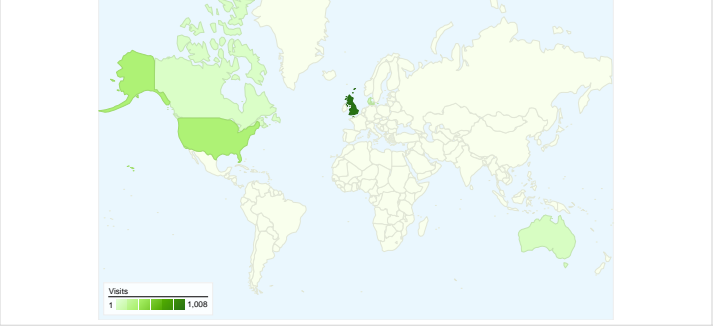
**Site Usage**

 <b>1,881</b> Visits	 <b>72.30%</b> Bounce Rate
 <b>3,169</b> Pageviews	 <b>00:01:32</b> Avg. Time on Site
 <b>1.68</b> Pages/Visit	 <b>75.23%</b> % New Visits

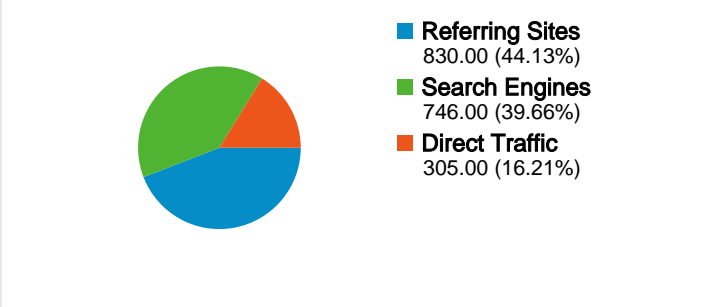
**Visitors Overview**



**Map Overlay world**

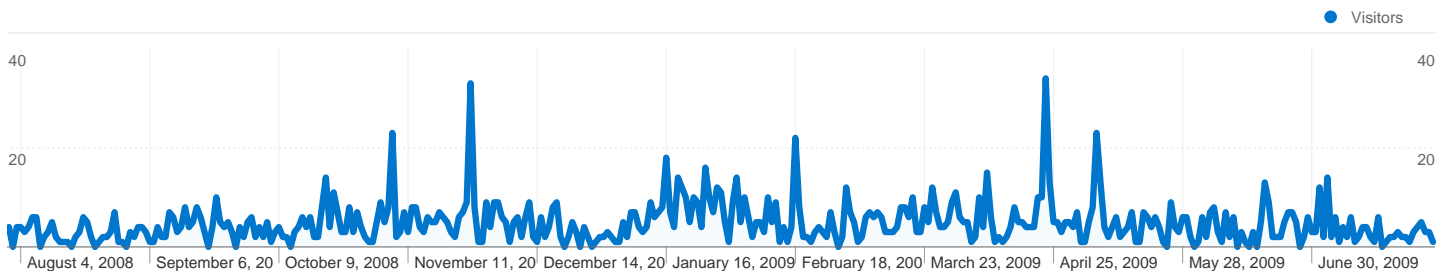


**Traffic Sources Overview**



**Content Overview**

Pages	Pageviews	% Pageviews
/	531	16.76%
/digital_directions/	164	5.18%
/digital_directions/2009/04/bilet	90	2.84%
/digital_directions/2008/11/what	76	2.40%
/digital_directions/2008/04/ukcl	76	2.40%



**1,446 people visited this site**

 **1,881 Visits**

 **1,446 Absolute Unique Visitors**

 **3,169 Pageviews**

 **1.68 Average Pageviews**

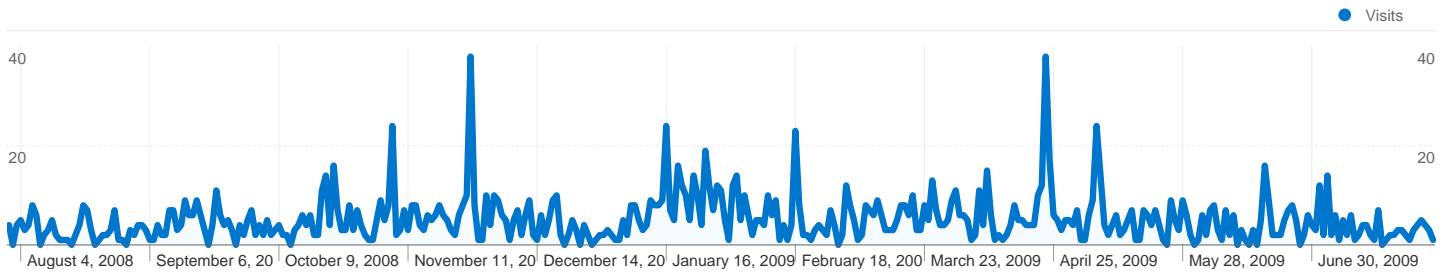
 **00:01:32 Time on Site**

 **72.30% Bounce Rate**

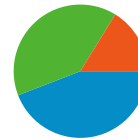
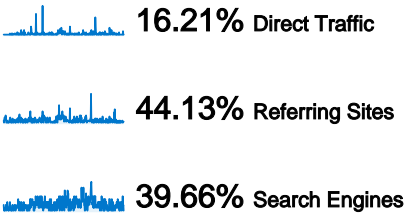
 **75.23% New Visits**

**Technical Profile**

Browser	Visits	% visits	Connection Speed	Visits	% visits
Internet Explorer	1,133	60.23%	T1	592	31.47%
Firefox	595	31.63%	DSL	575	30.57%
Safari	85	4.52%	Unknown	462	24.56%
Chrome	39	2.07%	Cable	210	11.16%
Mozilla Compatible Agent	11	0.58%	Dialup	29	1.54%



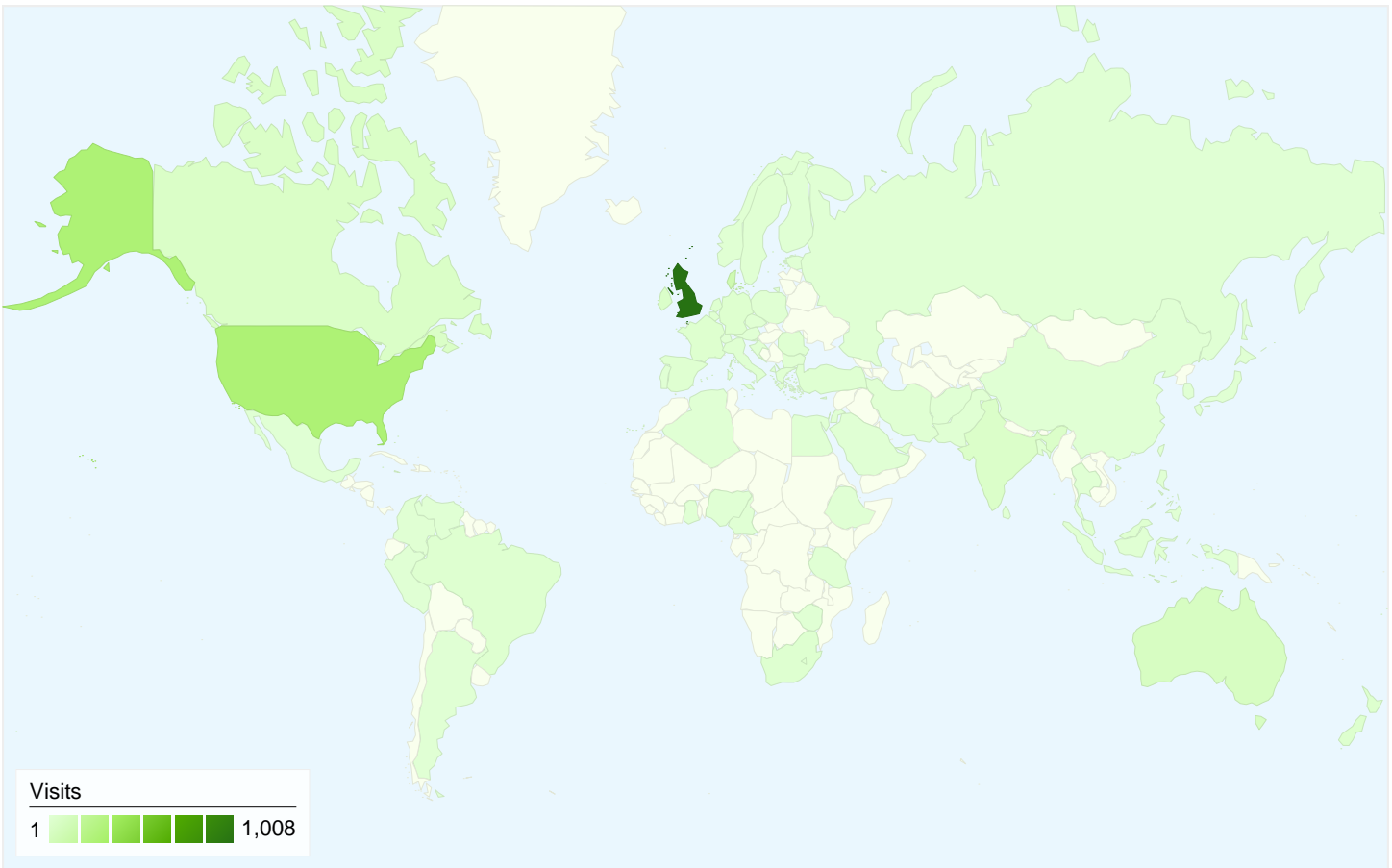
All traffic sources sent a total of 1,881 visits



<span style="color: blue;">■</span> Referring Sites	830.00 (44.13%)
<span style="color: green;">■</span> Search Engines	746.00 (39.66%)
<span style="color: orange;">■</span> Direct Traffic	305.00 (16.21%)

## Top Traffic Sources

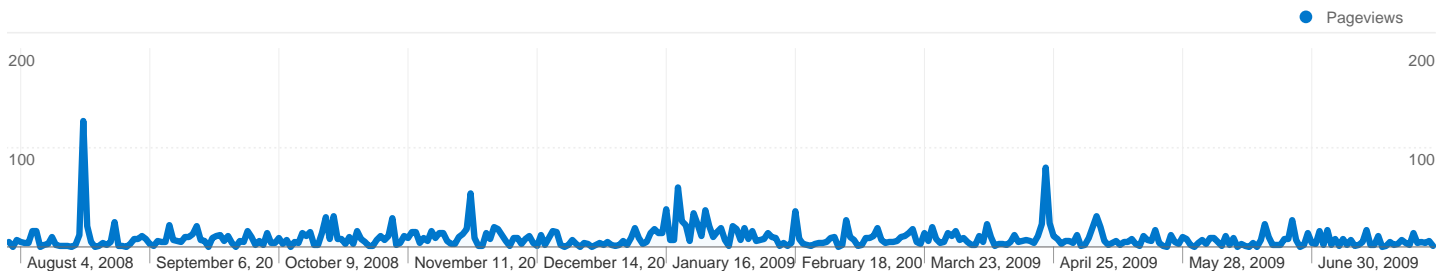
Sources	Visits	% visits	Keywords	Visits	% visits
google (organic)	690	36.68%	bileta winchester	11	1.47%
ukcle.ac.uk (referral)	382	20.31%	bileta 2009	9	1.21%
(direct) ((none))	305	16.21%	2008 aba legal technology	8	1.07%
google.co.uk (referral)	77	4.09%	ardcalloch	8	1.07%
lilac2009.pbwiki.com (referral)	48	2.55%	digital directions	8	1.07%



**1,881 visits came from 77 countries/territories**

Site Usage						
Visits	Pages/Visit	Avg. Time on Site	% New Visits	Bounce Rate		
<b>1,881</b> % of Site Total: 100.00%	<b>1.68</b> Site Avg: 1.68 (0.00%)	<b>00:01:32</b> Site Avg: 00:01:32 (0.00%)	<b>75.17%</b> Site Avg: 75.23% (-0.07%)	<b>72.30%</b> Site Avg: 72.30% (0.00%)		
Country/Territory	Visits	Pages/Visit	Avg. Time on Site	% New Visits	Bounce Rate	
United Kingdom	<b>1,008</b>	1.73	00:01:30	71.53%	68.25%	
United States	<b>286</b>	1.32	00:00:52	94.41%	81.47%	
Denmark	<b>108</b>	2.96	00:03:50	1.85%	64.81%	
Australia	<b>56</b>	1.84	00:01:41	92.86%	75.00%	
Canada	<b>40</b>	1.32	00:00:51	90.00%	85.00%	
Ireland	<b>36</b>	1.64	00:01:44	72.22%	77.78%	
India	<b>35</b>	1.43	00:02:37	97.14%	71.43%	
New Zealand	<b>20</b>	1.35	00:00:43	50.00%	80.00%	
Germany	<b>17</b>	1.53	00:01:23	94.12%	88.24%	

France	<b>16</b>	1.56	00:02:42	100.00%	68.75%
					1 - 10 of 77



**Pages on this site were viewed a total of 3,169 times**

 **3,169 Pageviews**

 **2,438 Unique Views**

 **72.30% Bounce Rate**

## Top Content

Pages	Pageviews	% Pageviews
/	531	16.76%
/digital_directions/	164	5.18%
/digital_directions/2009/04/bileta-2009-conference.html	90	2.84%
/digital_directions/2008/11/what-mcmaster-did-for-medical-	76	2.40%
/digital_directions/2008/04/ukcle-e-learnin.html	76	2.40%