

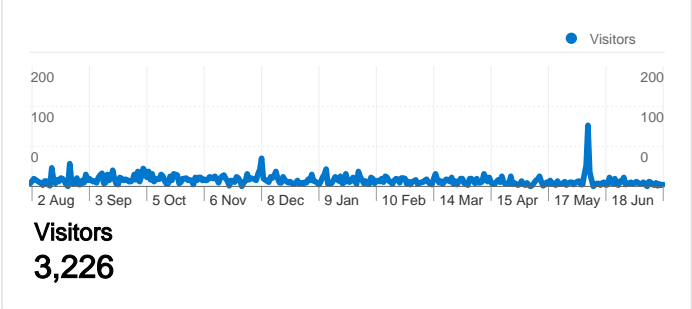
Site Usage

3,800 Visits
81.45% Bounce Rate

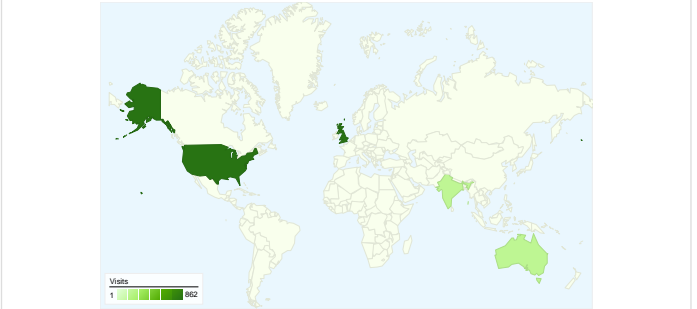
5,079 Pageviews
00:00:48 Avg. Time on Site

1.34 Pages/Visit
83.84% % New Visits

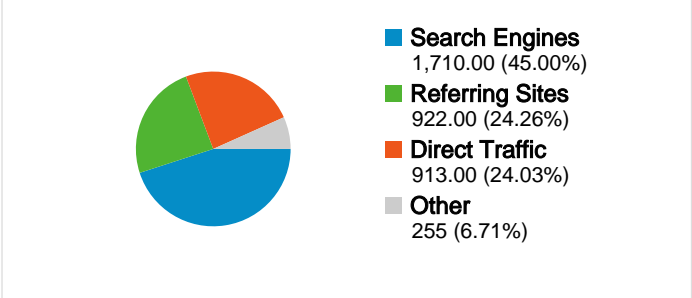
Visitors Overview



Map Overlay

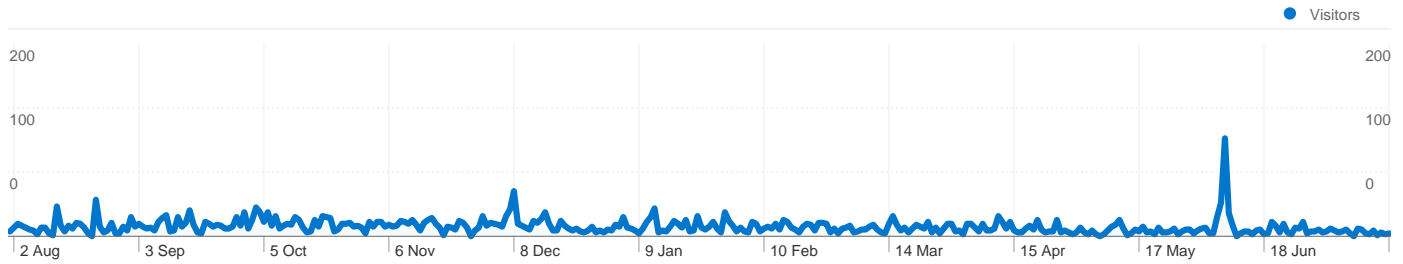


Traffic Sources Overview



Content Overview

Pages	Pageviews	% Pageviews
/digital_directions/2010/09/hyp	1,196	23.55%
/digital_directions/2010/08/rebl	881	17.35%
/	325	6.40%
/digital_directions/2009/08/the-	301	5.93%
/digital_directions/2010/08/as-	235	4.63%



3,226 people visited this site

3,800 Visits

3,226 Absolute Unique Visitors

5,079 Pageviews

1.34 Average Pageviews

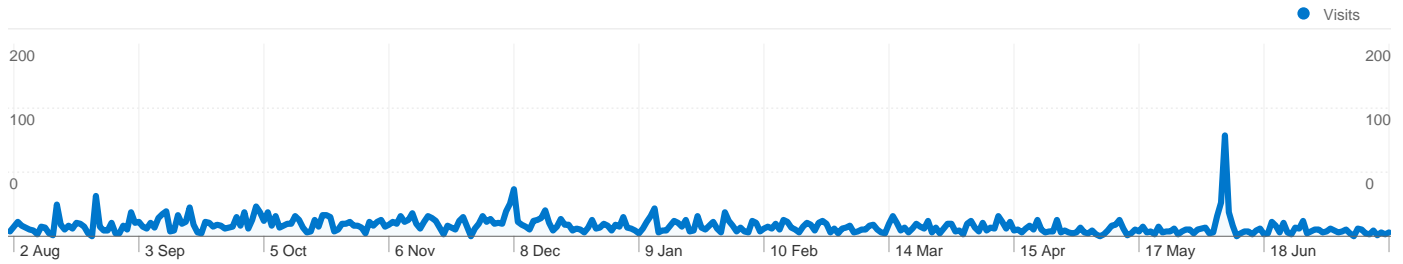
00:00:48 Time on Site

81.45% Bounce Rate

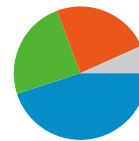
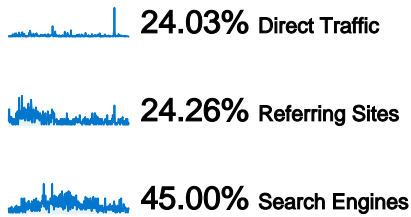
83.84% New Visits

Technical Profile

Browser	Visits	% visits	Connection Speed	Visits	% visits
Firefox	1,347	35.45%	Unknown	2,120	55.79%
Internet Explorer	1,300	34.21%	DSL	637	16.76%
Chrome	528	13.89%	T1	623	16.39%
Safari	500	13.16%	Cable	381	10.03%
Mozilla Compatible Agent	47	1.24%	Dialup	33	0.87%



All traffic sources sent a total of 3,800 visits

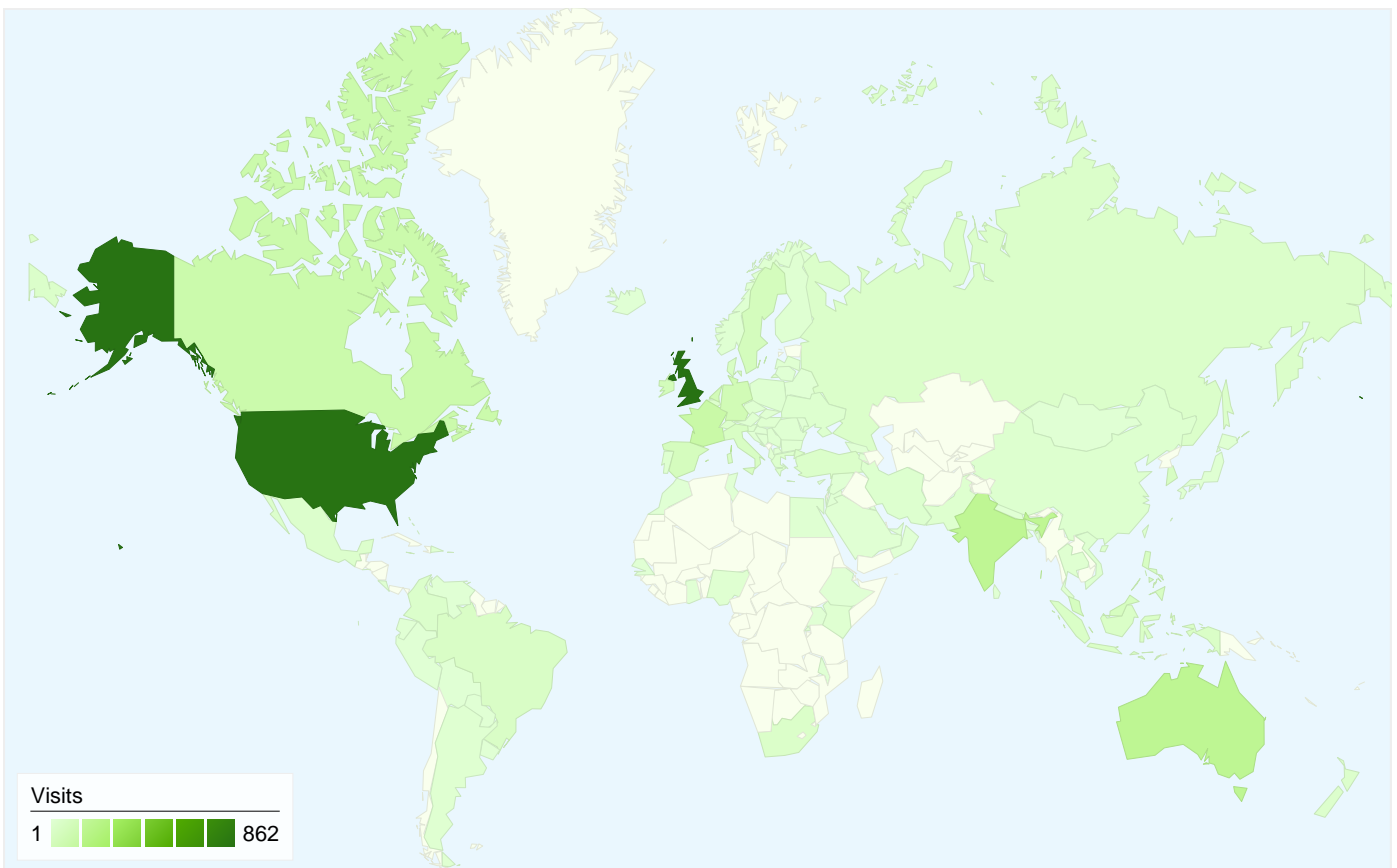


- **Search Engines**
1,710.00 (45.00%)
- **Referring Sites**
922.00 (24.26%)
- **Direct Traffic**
913.00 (24.03%)
- **Other**
255 (6.71%)

Top Traffic Sources

Sources	Visits	% visits
google (organic)	1,608	42.32%
(direct) ((none))	913	24.03%
feedburner (feed)	243	6.39%
google.com (referral)	200	5.26%
google.co.uk (referral)	54	1.42%

Keywords	Visits	% visits
function of reblogging	183	10.70%
gartner higher education 2010	49	2.87%
hype cycle for education	46	2.69%
hype cycle for education 2010	37	2.16%
copyright	36	2.11%

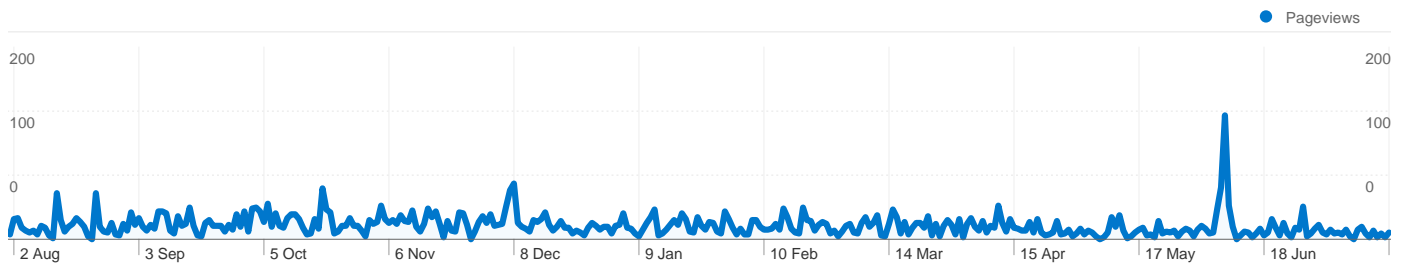


3,800 visits came from 110 countries/territories

Site Usage

Visits	Pages/Visit	Avg. Time on Site	% New Visits	Bounce Rate	
3,800 % of Site Total: 100.00%	1.34 Site Avg: 1.34 (0.00%)	00:00:48 Site Avg: 00:00:48 (0.00%)	83.92% Site Avg: 83.84% (0.09%)	81.45% Site Avg: 81.45% (0.00%)	
Country/Territory	Visits	Pages/Visit	Avg. Time on Site	% New Visits	Bounce Rate
United Kingdom	862	1.35	00:00:48	85.96%	83.29%
United States	854	1.33	00:00:34	95.08%	81.50%
Singapore	233	1.08	00:00:19	13.30%	94.42%
Australia	167	1.59	00:01:13	66.47%	56.29%
India	164	1.18	00:00:19	96.95%	89.02%
France	116	1.34	00:01:38	90.52%	80.17%
Canada	104	1.49	00:01:11	93.27%	78.85%
Germany	78	1.32	00:00:49	92.31%	79.49%
Netherlands	74	1.34	00:00:57	97.30%	77.03%
Ireland	67	1.19	00:00:53	64.18%	82.09%

1 - 10 of 110



Pages on this site were viewed a total of 5,079 times

 **5,079** Pageviews

 **4,175** Unique Views

 **81.45%** Bounce Rate

Top Content

Pages	Pageviews	% Pageviews
/digital_directions/2010/09/hype-cycle-for-education-2010.html	1,196	23.55%
/digital_directions/2010/08/reblogging-retweeting-copyright-	881	17.35%
/	325	6.40%
/digital_directions/2009/08/the-hype-cycle-for-education-	301	5.93%
/digital_directions/2010/08/as-a-tribute-to-xkcds-map-of-online-	235	4.63%